

# Dynamic RPL for Multi-hop Routing in IoT Applications

Harith Kharrufa, Hayder Al-Kashoash, Yaarob Al-Nidawi, Maria Quezada Mosquera and A.H. Kemp

School of Electronic and Electrical Engineering

University of Leeds, Leeds, UK

Email: {elhdy, ml14haak, elymna, el15mfqm, a.h.kemp}@leeds.ac.uk

**Abstract**—The Routing Protocol for Low Power and Lossy Networks (RPL) has become the standard routing protocol for the Internet of Things (IoT). This paper investigates the use of RPL in dynamic networks and presents an enhanced RPL for different applications with dynamic mobility and diverse network requirements. This implementation of RPL is designed with a new dynamic Objective-Function (D-OF) to improve the Packet Delivery Ratio (PDR), end-to-end delay and energy consumption while maintaining low packet overhead and loop-avoidance. We propose a controlled reverse-trickle timer based on received signal strength identification (RSSI) readings to maintain high responsiveness with minimum overhead and consult the objective function when a movement or an inconsistency is detected to help nodes make an informed decision. Simulations are done using Cooja with random waypoint mobility scenario for healthcare applications considering multi-hop routing. The results show that the proposed dynamic RPL (D-RPL) adapts to the nodes mobility and has a higher PDR, slightly lower end-to-end delay and reasonable energy consumption compared to related existing protocols.

## I. INTRODUCTION

The Internet of things (IoT) is rapidly evolving with numerous applications, each application has its own characteristics and network requirements. Wireless Sensor Networks (WSNs) have a major role in the development of IoT and a number of technologies have already been standardized to support their integration. RPL[1] is standardized as the routing protocol of the IoT[2], it is a distance vector tree based routing protocol designed for IPv6 enabled networks, the routing tree is built as a number of Destination Oriented Directed Acyclic Graphs (DODAG) routed towards the DODAG root. Every DODAG is formed according to the defined Objective Function (OF) which determines the routing metrics that will be used for selecting the preferred parent. Many applications require some of the nodes to be mobile which creates an extra challenge to routing especially when nodes move at high speeds or in an unpredictable pattern [3][4][5]. RPL was originally designed for static networks but there are some efforts that proved it can be used for some mobile WSNs with a few alterations and enhancements[6].

RPL is an IPv6 routing protocol designed by the IETF ROLL working group for Low-power and Lossy Networks (LLN), it operates on the IEEE 802.15.4 standard using 6LoWPAN as an adaptation layer. RPL builds the topology of the network based on a Directed Acyclic Graph (DAG) with no outgoing edges so that no cycles can exist. Every DAG is routed towards one or more DAG roots forming a Destination-Oriented DAG (DODAG) and every DODAG has its own DODAG-ID. The DODAG is built using the predefined objective function which contains the metrics for route selection. RPL maintains connectivity using a number of control messages, The DODAG Information Object (DIO) carries information including the DODAG-ID and the rank to allow other nodes to discover the DODAG. The Destination Advertisement Object (DAO) contains the RPL instanced ID that was learnt from the DIO and it is sent from the child node to the parent node or the DODAG root. The DODAG Information Solicitation (DIS) is used to request a DIO from an RPL node. RPL uses the trickle timer [7] to control the frequency at which it sends DIO messages, this timer is responsible for setting the periodic timer that increases if the

node's rank does not change over a threshold number of DIO transmissions, the rank of the node is depicted based on the objective function of RPL. This timer is reset if the nodes rank changes or if an inconsistency is found. The main parameters of the trickle timer are  $I_{min}$ ,  $I_{doubling}$  and  $I_{max}$ .

The DIO interval  $n$  produces  $I_{min}$  which is the initial and minimum interval size of the trickle timer in (ms) as in  $I_{min} = 2^n$ , while  $I_{doubling}$  decides  $I_{max}$  which is the maximum interval size of the trickle timer in (ms) as in  $I_{max} = 2^{n+I_{doubling}}$ . The selection of these values is critical because the directly affect PDR, end-to-end delay and energy consumption of the network. High intervals lead to low responsiveness to network's inconsistencies including those caused by nodes' mobility, while low intervals mean higher overhead leading to shorter lifetime for the network.

## II. RELATED WORK

The authors in [8] evaluated the use of RPL in IPv6 WSNs through simulation of two case studies, involving the use of two mobile sinks and Power Line Communication (PLC) nodes which are not energy constrained. This approach does not involve any improvement to RPL as a protocol. Similar to the last approach, the authors in [9] present a strategy for mobile sinks in IPv6 WSNs. In this strategy, every node calculates its weight based on three metrics: number of hops, residual energy and number of neighbour nodes. This approach considers only the lifetime of the network by balancing the energy consumption, it is also limited to certain applications.

A hybrid routing protocol for WSNs with mobile sinks [10] aimed to improve the parent selection in RPL by deploying one or more mobile sinks that move towards nodes with higher residual energy in a controlled manner to overcome the problem of depleting nodes closer to the sink. This protocol improves the lifetime of the network by balancing the energy usage among nodes. However, this approach does not consider metrics other than energy and it is only applicable in environments where it is feasible and efficient to have a controlled sink that moves in this manner. In [11], the authors proposed a strategy to include the mobility status of each node in the DIO message, static nodes are preferred in the parent selection process. This approach has a higher PDR and a better routes stability but as it includes the mobility status in the DIO message, it changes the standard and makes it no longer compatible with other versions or RPL.

The authors in [12] proposed analysis of RPL under mobility using a reverse trickle algorithm. According to their proposal, mobile nodes are preconfigured with a mobility flag and are set to act as leaf nodes to make sure they do not participate in the DODAG building process. When a mobile node connects to a DODAG, it sets the trickle timer to the maximum value and periodically decreases it until it reaches the minimum value or moves to another parent. Using the reverse trickle timer for mobile nodes reduces the disconnection time and improves the detection of an unreachable parent. However, this protocol assumes that there is always a static node in range of any mobile node. In addition to that, this protocol has no mobility detection scheme and it rather uses different trickle settings for mobile

nodes. In [13], the authors introduced a mobility support layer called "MoMoRo" targeted at low-power WSN applications with human-scale mobility and low traffic, it allows the nodes to send probes as soon as they observe that they are disconnected from their parent node, it also introduces a destination searching scheme by sending adaptive flood messages to detect a missing node in the data collection tree. According to the simulation results, this protocol achieves similar PDR when compared to the native RPL and to the AODV. This protocol cannot accommodate nodes that moves at higher speeds or require high amounts of traffic.

The authors in [14] introduced a corona mechanism with RPL (Co-RPL) for two main enhancements to the protocol, the first one is based on the corona principle in which the network is divided into circular coronas around the DODAG root, this principle allows the nodes to find an alternative parent in a faster manner without needing to reform the DODAG, the second enhancement is the fuzzy logic objective function FL-OF that uses end-to-end delay, hop count, link quality and residual energy as routing metrics. This protocol achieves higher PDR, less end-to-end delay and better energy than the native RPL. However, this protocol is designed for nodes moving at low speeds and it does not address a hybrid network with a dynamic mobility model. Another enhancement of RPL designed for healthcare and medical applications [15] presents an evaluation of RPL for hybrid networks with both mobile and static nodes within the applications of healthcare. In this approach, mobile nodes are forced to act as leaf nodes which according to the RPL specifications cannot advertise themselves as routers and do not send DIO messages. This approach improves the stability of the network by allowing the mobile nodes to connect to the DODAG but not to act as a parent node nor to participate in the formation of the DODAG. The authors do not add anything to the design of RPL but rather evaluates using it within the given scenario.

In [16] the authors propose a mobile version of RPL called mRPL to manage mobility in IoT environments. This protocol aims to improve the hand-off time for mobile nodes by adding four timers to the original trickle algorithm in order to detect disconnected nodes in a smart and fast approach, a connectivity timer, mobility timer, hand-off timer and reply timer. mRPL outperforms the native RPL in terms of PDR, packet overhead and hand-off delay. However, mRPL relies heavily on ARSSI values and neglects other metrics resulting in unnecessary hand overs and sometimes unreliable links establishment. More recently, a "Smarter-HOP" version of mRPL for optimizing mobility in RPL was introduced to improve the performance of mobility management. This protocol is named mRPL++ [17] and it includes the objective function in the parent selection process to make sure that nodes are aware of link metrics other than RSSI. This approach improves the decision making by using the product of ARSSI and the ratio between the metric costs in the objective function of the competing parent nodes as the basis for parent selection. However, this protocol still suffers from the weakness points of mRPL and is still dependant on RSSI so that it cannot be neglected regardless of the objective function.

The authors in [18] present a routing strategy called Kalman positioning RPL (KP-RPL). In this protocol, two modes of communication are defined, the anchor to anchor (two static nodes) and the mobile to anchor. The first mode uses the default RPL while the second one is managed by using Kalman filter and blacklisting. This approach improves the reliability of the network by 25% according to simulation results. However, it assumes only one mobile node is moving within range of a number of static nodes and does not take into account additional mobile nodes. It also relies on positioning to estimate the position of the mobile node and performs blacklisting based on that. Inaccurate positioning can result in severe network degradation because not only the routing decision will be affected but also reliable links might be blacklisted.

### III. D-RPL DESCRIPTION

The IoT covers a wide range of applications using different standards and technologies to serve a large number of applications. These applications have different network requirements, different node distribution and different mobility scenarios. D-RPL is designed for networks where nodes can be attached to people or objects building a dynamic mobility scenario in which the DODAG formation can involve multiple mobile nodes. In this paper, a realistic IoT applications with dynamic mobility scenarios that require multi-hop routing to the root or gateway through mobile nodes is presented. The design of D-RPL includes improvements to the RPL trickle timer, a new objective function and the interaction between these two factors to manage mobile nodes in the network and improve the performance of RPL routing.

#### A. Timers

RPL relies on the trickle timer in sending DIO messages, if the network is stable this timer will increase exponentially to limit the number of control messages and keep a low overhead. When an inconsistency is discovered this timer is reset to  $I_{min}$  in order to recover and repair the lost links. In D-RPL we add a control mechanism for the interval of the trickle timer based on the reception of data packets and control packets.

```

Begin
Initialize trickle timer;
if Received a packet from node  $n$  then
  Read  $RSSI_n$ ;
  if  $RSSI_n + K_{RSSI} < lastRSSI_n$  then
     $Trickle_I = (OldTrickle_I / 2)$ ;
    if  $Trickle_I < I_{min}$  then
       $Trickle_I = I_{min}$ ;
    end
    Send DIS to all neighbours;
  else
    Resume normal trickle algorithm;
  end
end

```

**Algorithm 1:** Trickle Timer in D-RPL

Upon receiving a packet from node  $n$ , nodes read the  $RSSI_n$  and compare it to the last reading from the same node  $lastRSSI_n$ . If the new reading is lower by a redundancy constant  $K_{rssi}$  it switches to the reverse-trickle setting and decreases the current interval to half until it reaches  $I_{min}$ . It also sends a DIS to all neighbours to assess the available options, otherwise it resumes the native RPL mechanism. This is based on the fact that a moving node is not necessarily going to leave its parent node and the decision on whether to switch to a new parent is left to the objective function. The trickle timer operation in D-RPL is defined in pseudo-code 1.

#### B. The Objective Function

The proposed dynamic objective function D-OF utilizes the Minimum Rank with Hysteresis Objective Function (MRHOF) that is already available in Contiki OS, and it adds other metrics in the calculation of the path cost to the destination. These metrics include ETX which is based on the expected number of transmissions required to send a packet from source to destination, the energy metric is used as the estimated energy required to send a packet to the destination and the link quality indicator (LQI) which is based on the RSSI. The MRHOF objective function defines a threshold for switching to a new parent, nodes only switch if the rank difference is more than 1. However, in D-OF more than one metric is used to produce the cost and changing the threshold is necessary to minimize

the number of unwanted hand-overs and improve the routing performance.

The proposed RSSI-based reverse-trickle timer mechanism in D-RPL aims to reduce the hand-over delay by sensing *RSSI* values and detecting mobility or inconsistency while the proposed objective function D-OF which is responsible of parent selection aims to reduce the number of unnecessary hand-overs by comparing the calculated cost to the parent switching threshold. The integration of D-RPL and D-OF creates an optimization of these two crucial factors making it an adaptable solution for dynamic IoT applications.

#### IV. SIMULATION RESULTS AND ANALYSIS

##### A. Simulation Setup

The implementation and simulation of D-RPL is done using Contiki operating system 3.0 [19], with COOJA [20] WSN simulator. Cooja has a mature and reliable implementation of RPL and although it does not normally support node mobility, it can import the coordinates of nodes through a mobility plugin to represent mobile nodes. Mobility scenarios are generated using Bonnmotion [21], a free and widely used mobility scenario generation tool.

We used 25 mobile nodes and 1 static sink node in a 150m x 150m simulation area. These nodes move based on the random waypoint mobility model at 0-5 m/s with a maximum pause of 30s. The values of  $I_{min}$  and  $I_{doubling}$  are chosen to be 8 and 6 respectively giving a minimum interval of 256ms and a maximum interval of 16s as shown in Table I.

##### B. Simulation Results

In order to test the performance of D-RPL, we chose three metrics that reflect the efficiency of the network. These metrics are end-to-end delay, energy consumption and PDR. The end-to-end delay represents the average time required for each node to successfully send a packet from source to destination. Energy consumption represents the average amount of energy consumed to successfully transmit a packet from source to destination at each node during 60 minutes of simulation. PDR shows the percentage of delivered packets from each node compared to the total number of packets sent by the same node.

TABLE I. SIMULATION PARAMETERS

Parameter	Value
Simulation Area	150m x 150m
Number of Nodes	25 mobile nodes + 1 sink node
Transmission Range	50m
Simulation Scenario	Random Waypoint, 0 to 5 m/s
$I_{min} / I_{doubling}$	8 / 6
Simulation Time	1 hour
Radio	CC2420

In the simulation scenario, we assume that low-powered mobile nodes are attached to people, objects or herds of animals and thus we consider a maximum speed of 5m/s so that it can also be applied for other IoT applications like smart cities and smart factory management.

Simulation results in Fig 1 shows that D-RPL and mRPL adapt to the high mobility and provide reasonable results of around 78% and 68% PDR respectively. While the native RPL fails to catch up and provide only 35% average PDR. mRPL was designed on the assumption that there is always a static node in range of every mobile node, and although it responds to inconsistencies quicker than D-RPL it still relies on the presence of static nodes in range and thus generates extra overhead and makes unwanted hand-overs that lead to packet loss. RPL was originally designed for static networks and thus it has low responsiveness to topology changes.

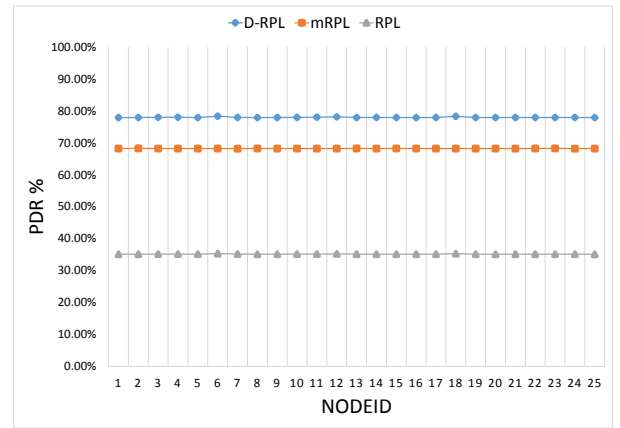


Fig. 1. PDR

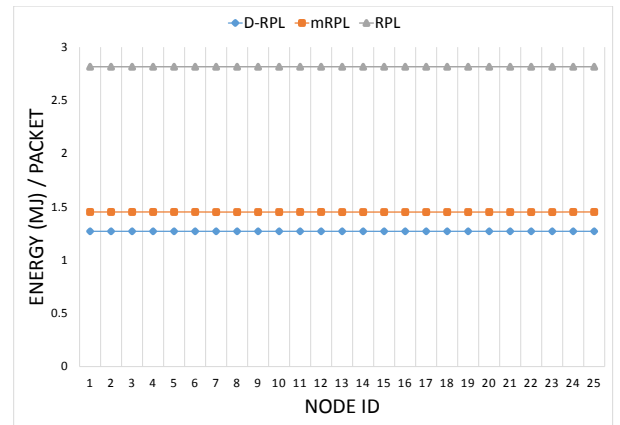


Fig. 2. Energy Consumption

Fig 2 shows that RPL has the highest energy consumption per packet because of the very high packet loss caused by its low responsiveness to mobility. The performance of mRPL is much better than RPL but still fails to catch up with D-RPL because in addition to higher packet loss, the high mobility makes its trickle timer act as a periodic timer and generates high overhead. The trickle timer in D-RPL also acts more like as a periodic timer but at higher intervals that are adaptive to the speed of mobile nodes and thus has the lowest energy consumption.

The end-to-end delay in this scenario shows that RPL, mRPL and D-RPL have similar results for the successfully transmitted packets as shown in Fig 3. Taking PDR into account shows that

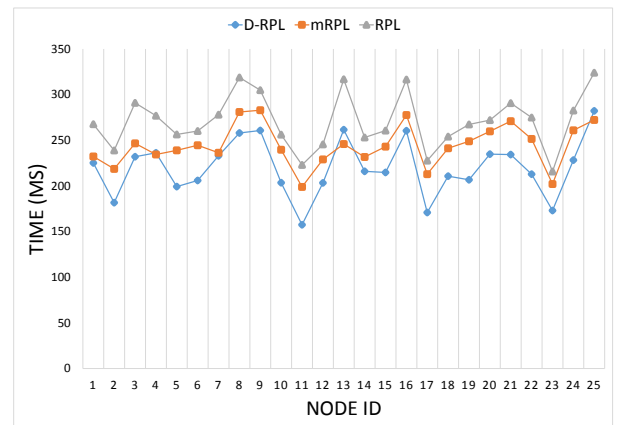


Fig. 3. End-to-End Delay

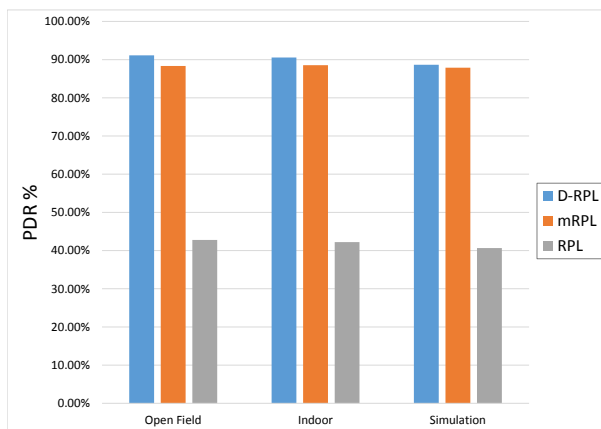


Fig. 4. Practical Test

D-RPL provides a higher routing efficiency and a more reliable solution.

## V. PRACTICAL TESTING

In order to test the real performance of D-RPL, we conducted hardware testing using 10 Tmote sky nodes MTM-CM5000-MSP. The experiment was conducted in 2 environments, an obstacle-free open field and an indoor environment with obstacles. A simulation scenario is also created for comparison using a similar topology to the real hardware experiments.

The testing scenario involves 1 static sink node and 9 mobile nodes moving at 0 - 1.5 m/s. Mobile nodes are connected to people moving at normal human speeds and pausing for a maximum period of 30s. Nodes are placed with minimum overlapping to ensure multi-hop communication. The sink node is the only static node in the network, other nodes move randomly to force topology changes.

The results in Fig 4 show that RPL achieves around 42% PDR while mRPL and D-RPL achieve around 88% and 90% respectively in simulation and both practical tests. The lower density gives the objective function less options making the difference in performance of mRPL and D-RPL down to 2% only. Higher node density increases the chance of collisions and leads to higher packet loss due to interference and congestion [22].

The practical and simulation results are almost the same in spite of the external factors that are expected to affect practical testing. This confirms that Cooja is successful in emulating the actual hardware and providing a realistic channel model.

## VI. CONCLUSION AND RECOMMENDATIONS

In this paper, D-RPL is implemented for the dynamic applications of IoT to accommodate the network requirements and mobility demands of these applications, it is based on and compatible with RPL making it a flexible and scalable solution. Simulation results show that D-RPL improves the PDR, end-to-end delay, and energy efficiency of the network.

D-RPL shows that it adapts to mobility changes better than relevant RPL-based protocols, achieving more than 10% improvement to PDR with better end-to-end delay and better energy consumption compared to mRPL. Simulation results also show the importance of the objective function and its impact on mobility management in RPL. The proposed objective function D-OF complements the operation of D-RPL giving reliable performance and efficient routing mechanism.

Using the RSSI-based reverse-trickle algorithm in D-RPL leads to similar responsiveness to mRPL in low density networks. Including the objective function metrics improves the performance of D-RPL making it more efficient in highly

dynamic scenarios. The optimization of the objective function to improve mobility management is essential to achieve higher network performance.

## REFERENCES

- [1] T. Winter, "Rpl: Ipv6 routing protocol for low-power and lossy networks," 2012.
- [2] M. R. Palattella, N. Accettura, X. Vilajosana, T. Watteyne, L. A. Grieco, G. Boggia, and M. Dohler, "Standardized protocol stack for the internet of (important) things," *Communications Surveys & Tutorials, IEEE*, vol. 15, no. 3, pp. 1389–1406, 2013.
- [3] Y. Al-Nidawi, H. Yahya, and A. H. Kemp, "Tackling mobility in low latency deterministic multihop ieeec 802.15. 4e sensor network," *IEEE Sensors Journal*, vol. 16, no. 5, pp. 1412–1427, 2016.
- [4] H. Yahya, Y. Al-Nidawi, and A. H. Kemp, "A dynamic cluster head election protocol for mobile wireless sensor networks," in *2015 International Symposium on Wireless Communication Systems (ISWCS)*. IEEE, 2015, pp. 356–360.
- [5] Y. Al-Nidawi, H. Yahya, and A. H. Kemp, "Impact of mobility on the iot mac infrastructure: Ieee 802.15. 4e tsch and ldn platform," in *Internet of Things (WF-IoT), 2015 IEEE 2nd World Forum on*. IEEE, 2015, pp. 478–483.
- [6] K. C. Lee, R. Sudhaakar, L. Dai, S. Addepalli, and M. Gerla, "Rpl under mobility," in *Consumer Communications and Networking Conference (CCNC), 2012 IEEE*. IEEE, 2012, pp. 300–304.
- [7] P. Levis, T. Clausen, J. Hui, O. Gnawali, and J. Ko, "The trickle algorithm," *Internet Engineering Task Force, RFC6206*, 2011.
- [8] L. B. Saad, C. Chauvenet, and B. Tourancheau, "Simulation of the rpl routing protocol for ipv6 sensor networks: two cases studies," in *International Conference on Sensor Technologies and Applications SENSORCOMM 2011*. IARIA, 2011.
- [9] L. B. Saad and B. Tourancheau, "Sinks mobility strategy in ipv6-based wsns for network lifetime improvement," in *New Technologies, Mobility and Security (NTMS), 2011 4th IFIP International Conference on*. IEEE, 2011, pp. 1–5.
- [10] V. Safdar, F. Bashir, Z. Hamid, H. Afzal, and J. Y. Pyun, "A hybrid routing protocol for wireless sensor networks with mobile sinks," in *Wireless and Pervasive Computing (ISWPC), 2012 7th International Symposium on*. IEEE, 2012, pp. 1–5.
- [11] I. Korbi, M. Ben Brahim, C. Adjih, and L. A. Saidane, "Mobility enhanced rpl for wireless sensor networks," in *Network of the Future (NOF), 2012 Third International Conference on the*. IEEE, 2012, pp. 1–8.
- [12] C. Cobarzan, J. Montavont, and T. Noel, "Analysis and performance evaluation of rpl under mobility," in *2014 IEEE Symposium on Computers and Communications (ISCC)*. IEEE, 2014, pp. 1–6.
- [13] J. Ko and M. Chang, "Momoro: Providing mobility support for low-power wireless applications," *Systems Journal, IEEE*, vol. 9, no. 2, pp. 585–594, 2015.
- [14] O. Gaddour, A. Koubaa, and M. Abid, "Quality-of-service aware routing for static and mobile ipv6-based low-power and lossy sensor networks using rpl," *Ad Hoc Networks*, vol. 33, pp. 233–256, 2015.
- [15] F. Gara, L. Ben Saad, R. Ben Ayed, and B. Tourancheau, "Rpl protocol adapted for healthcare and medical applications," in *Wireless Communications and Mobile Computing Conference (IWCMC), 2015 International*. IEEE, 2015, pp. 690–695.
- [16] H. Fotouhi, D. Moreira, and M. Alves, "mrpl: Boosting mobility in the internet of things," *Ad Hoc Networks*, vol. 26, pp. 17–35, 2015.
- [17] M. R. Anand and M. P. Tahiliani, "mrpl++: Smarter-hop for optimizing mobility in rpl," in *2016 IEEE Region 10 Symposium (TENSYP)*. IEEE, 2016, pp. 36–41.
- [18] M. Barcelo, A. Correa, J. L. Vicario, A. Morell, and X. Vilajosana, "Addressing mobility in rpl with position assisted metrics," *IEEE Sensors Journal*, vol. 16, no. 7, pp. 2151–2161, 2016.
- [19] A. Dunkels *et al.*, "The contiki operating system," *Web page*. Visited Oct, vol. 24, 2006.
- [20] F. Osterlind, A. Dunkels, J. Eriksson, N. Finne, and T. Voigt, "Cross-level sensor network simulation with cooja," in *Proceedings. 2006 31st IEEE Conference on Local Computer Networks*. IEEE, 2006, pp. 641–648.
- [21] C. de Waal and M. Gerharz, "Bonnmotion: A mobility scenario generation and analysis tool," *Communication Systems group, Institute of Computer Science IV, University of Bonn, Germany*, 2003.
- [22] H. A. Al-Kashoash, Y. Al-Nidawi, and A. H. Kemp, "Congestion-aware rpl for 6lowpan networks," in *2016 Wireless Telecommunications Symposium (WTS)*. IEEE, 2016, pp. 1–6.